

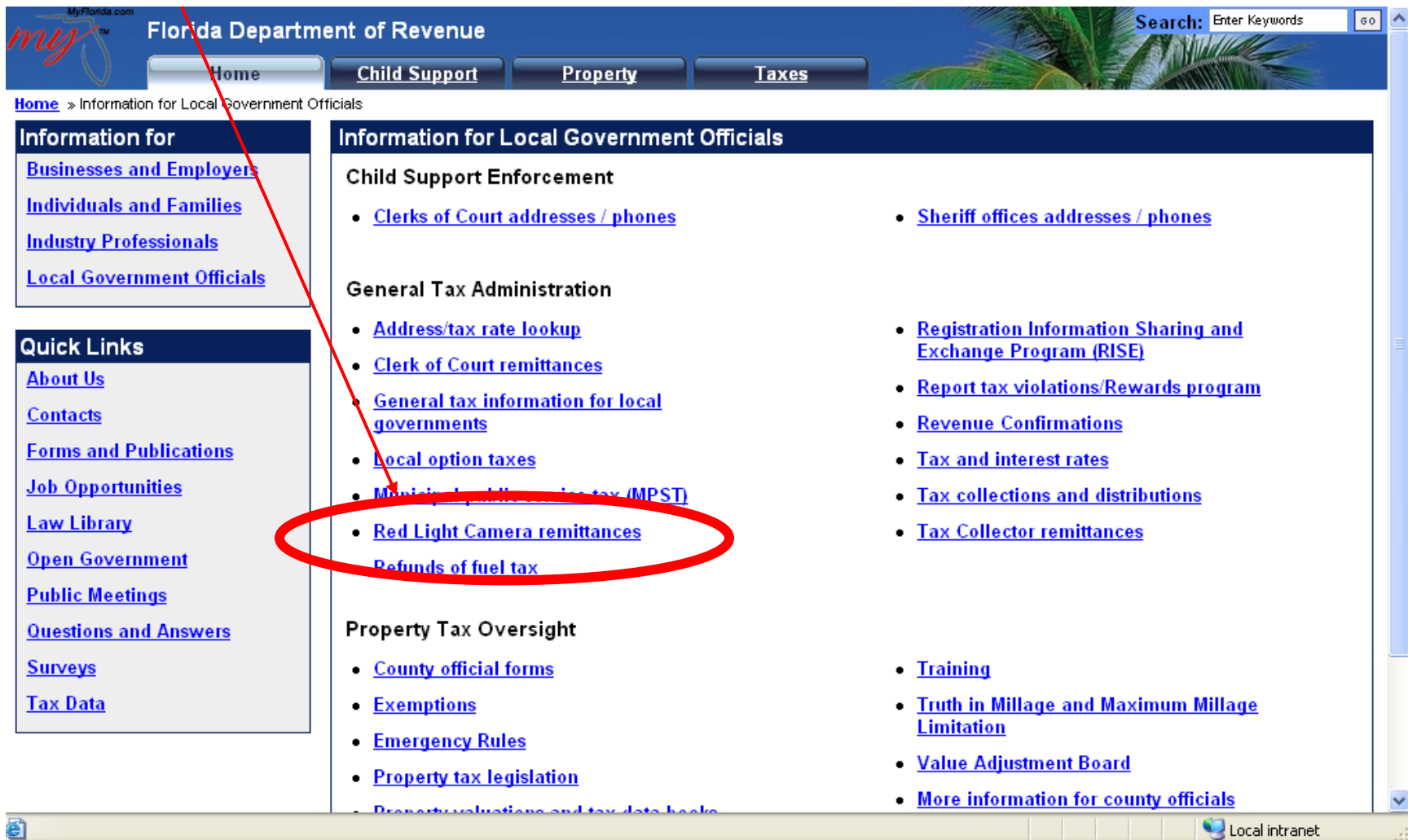
# New Red Light Camera Remittance System

## Florida Department of Revenue

### User Guide to Screens (R. 07/10)

#### How to access the new system

- Access the new system from the DOR web page.



FL Dept Rev - e-Services File and Pay - Microsoft Internet Explorer

File Edit View Favorites Tools Help

Back Forward Stop Refresh Home Search Favorites RSS Print Mail News Groups

Address <http://dordev/dor/eservices/filepay.html> Go Links >>

[Job Opportunities](#)  
[Law Library](#)  
[Open Government](#)  
[Public Meetings](#)  
[Questions and Answers](#)  
[Surveys](#)  
[Tax Data](#)

- You may [retrieve user information](#).

[\[Expand all sections\]](#) | [\[Collapse all sections\]](#)

**Check out what's new for our file and pay Internet sites.**

- [Communications Services Tax](#)
- [Sales & Use Tax](#)
- [Insurance Premium Tax](#)
- [Unemployment Tax \(effective 4/1/2010\)](#)
- [Corporate Income Tax](#)

**File and Pay Tax Using the Department's Internet Site**

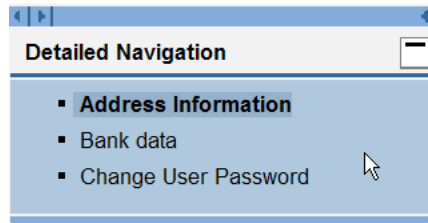
- [Sales and use tax and/or solid waste and surcharge](#)
- **Unemployment tax**
  - [Employers](#)
  - [Agents](#)
- [Insurance premium tax](#)
- [Communications services tax](#)
- [Gross receipts tax](#)
- [Corporate income tax](#)
- [Bank of Court remittances](#)
- [Red Light Camera remittances](#)
- [Tax Collector remittances](#)


**Navigation Terminology** – This new system utilizes three different objects for navigation.

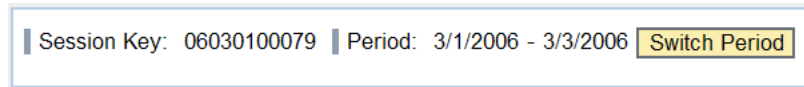
1. **SECTIONS** across the top of the window allow the user to move from one part of the system to another (Account Information, Remit Taxes and Fees, Returned Item Repayment, Remittance History, Help). You must click the save button to save new data before moving from one section to another.





2. **PAGES** in the “Detailed Navigation” column on the left side of the window allow the user to navigate among the major areas of a section. You must click the save button to save new data before moving from one page to another.



**Print option** -  [View PDF](#) This allows the user to display or print each page in the CRRS application system. All submitted sessions will display with the following text “Remittance Confirmation”.



**Switch Period functionality** – This allows the user to open an additional session (either an existing session from the list or creating a new one) while having the current session open. The additional session will open in a new window. You’ll notice that you can re-open the current session; however you will not be able to make changes since it is already open by you (the first session). Use caution as this can be very confusing.

**Clear and Save buttons** –   The Clear button clears all number entries on the current tab back zero. The Save button saves the items entered on the current page or tab. Use this button if you must walk away while in the middle of a session.

## Login Page:

Enter your Business Partner number and password. If you cannot remember your password, contact the DOR's Helpdesk for password reset assistance.

SAP Enterprise Portal 6.0 - Microsoft Internet Explorer provided by Florida Department of Revenue

File Edit View Favorites Tools Help

Back Forward Stop Refresh Home Search Favorites Media Mail Print Mail Stop Back


Address <http://sdrpor07.dor.state.fl.us:50000/irj/portal> Go Links »

# Welcome

User ID \*

Password \*

Login



**Florida Department of Revenue**  
General Tax Administration  
Enterprise Portal

**SUNTAX PORTAL QA SYSTEM**  
**WARNING - THIS SYSTEM IS FOR AUTHORIZED USERS ONLY**  
Unauthorized access to, use of, or modification of this computer system or the data contained in or accessed via this computer system is a violation of DOR policy and Florida Law.  
**ALL USAGE OF THIS SYSTEM IS SUBJECT TO MONITORING**  
This system and equipment used to access this system are subject to monitoring, which may result in the acquisition, recording, and analysis of all data being communicated, transmitted, processed, or stored in this system by a user. If monitoring reveals evidence of possible violation of DOR policy or of criminal activity, such evidence may be provided to appropriate internal or external Investigatory or law enforcement personnel.

Done Local intranet

Section: *Account Information*

Page: *Address Information* – this information will be display-only. Contact the DOR's Helpdesk to make changes.

my State of Florida Department of Revenue

Welcome 106509. Log off

Remittance Processing

Account Information | Remit Taxes, Fees, and Fines | Returned Item Repayment | Remittance History | Help (New Window)

**Section: Account Information**

Detailed Navigation

- Address Information
- Bank data
- Change User Password

Portal Favorites

**Page: Address Information**

**Address Information**

Clerk Name	DEPARTMENT OF REVENUE	Telephone	Extension
Partner Name	Red Light Camera System	904/888-5415	
Address Line 1	1300 N MONROE ST		
Address Line 2	TALLAHASSEE FL 32303-5527		

\* If this information is incorrect or outdated, contact the Clerk of Court help desk for assistance.

E-Mail Address

Fax

Row 1 of 1

Row 0 of 0

Row 0 of 0

Section: *Account Information*

Page: *Maintain Bank Data*

You will be able to enter and store up to two different bank accounts for selection during the remittance process. Bank data can also be edited by the user.

my **Welcome 106509, State of Florida Department of Revenue** [Log off](#)

Remittance Processing **Account Information** | Remit Taxes, Fees, and Fines | Returned Item Repayment | Remittance History | Help (New Window)

History | [Back](#) | [Forward](#)

**Detailed Navigation**

- Address Information
- Bank data**
- Change User Password

**Portal Favorites**

**Bank Information**

	Routing No.	Account No.	Account Nickname	Bank Name	Account Type	Primary	
	211372378	2678303529870	WACHOVIA BANK	UniBank for Savings	Checking	<input checked="" type="checkbox"/>	
	063113015	12345678		Capital City Bank	Checking	<input type="checkbox"/>	

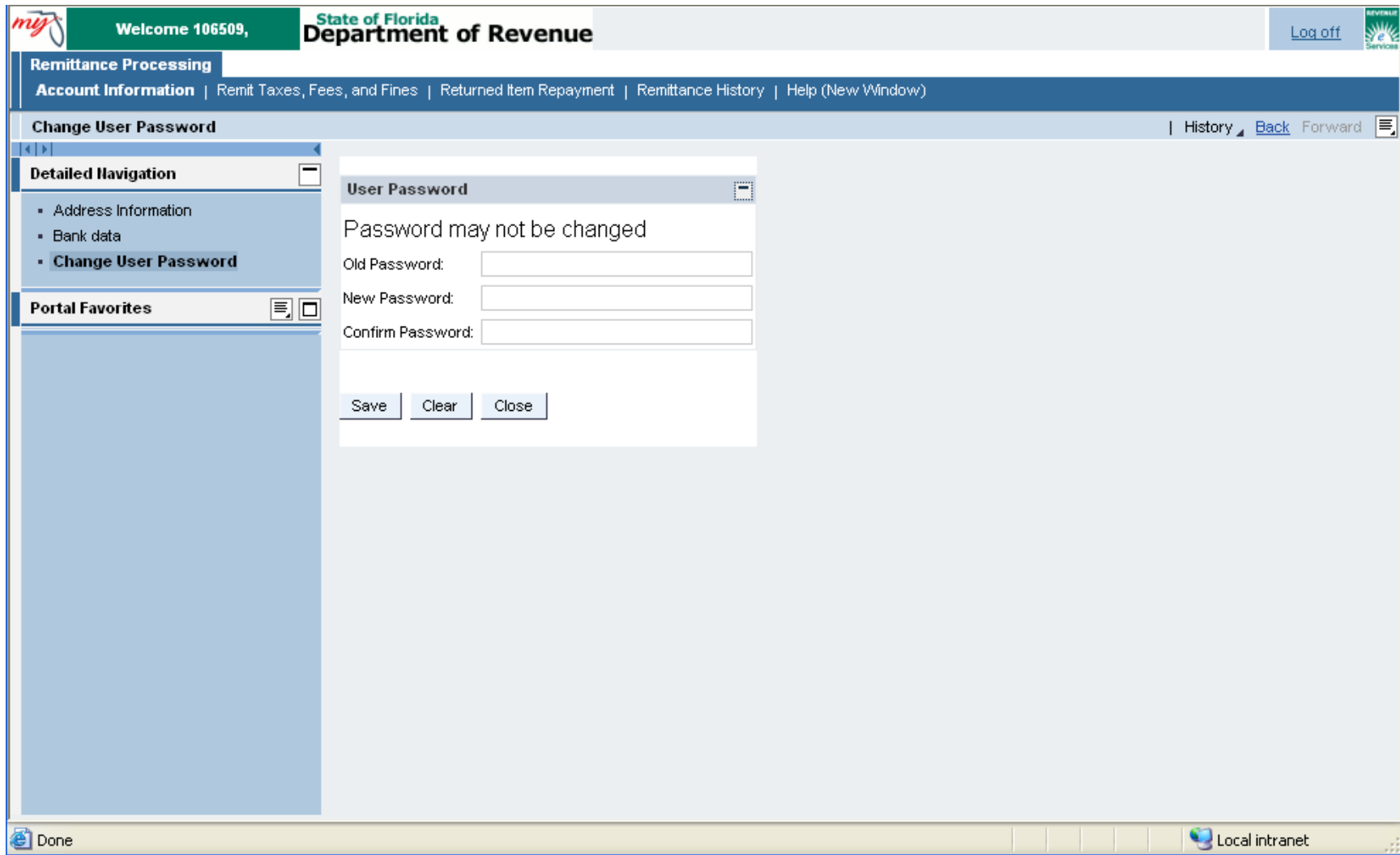
[Save](#) [Edit](#)

Local intranet

Section: *Account Information*

Page: *Change User Password*

This functionality is not available.



**Section: Remit Taxes and Fees**

**Page: Collection Period** – You will now be able to store unfinished remittance sessions and come back to them. On this screen the user can either begin a new session for a particular collection period, or resume one that has already been started but not yet submitted. New functionality will not permit more than one user at a time in a particular session. A session description can be entered in order to distinguish one from another.

Welcome 106509, State of Florida Department of Revenue

Log off

Remittance Processing

Account Information | **Remit Taxes, Fees, and Fines** | Returned Item Repayment | Remittance History | Help (New Window)

History Back Forward

**Detailed Navigation**

- Collection Period
- Enter Fines Here
- File & Pay

**Portal Favorites**

To continue, please begin a new collection period session, or select an existing session if available.

**New Collection Period**

Start Date: \*

End Date: \*

Description:

or

**Existing Collection Periods**

Session Key	Description	Start Date	End Date	Amount	Created on	
<a href="#">10070100369</a>		6/14/2010	7/2/2010	\$0.00	7/1/2010	
<a href="#">10070100368</a>	TEST 10	7/22/2010	7/22/2010	\$24.00	7/1/2010	

Row 1 of 2

Section: *Remit Taxes and Fees*  
Page: *Taxes*  
Tab: *Red Cam Local*

my **Welcome 106509,** **State of Florida Department of Revenue** Log off


Remittance Processing  
Account Information | **Remit Taxes, Fees, and Fines** | Returned Item Repayment | Remittance History | Help (New Window)

Session Key: 10070100369 Period: 6/14/2010 - 7/2/2010 [View PDF](#)

**Red Cam Local**

### Traffic light camera (316.0083) - LOCAL

**Ch316 Red Light Camera Fines - Local**

1. "	\$70 of the \$158 for violation of s. 316.074(1) or s. 316.075(1)(c)1	<input type="text" value=""/>	<input type="text" value=".00"/>
2. "	\$10 of the \$158 for violation of s. 316.074(1) or s. 316.075(1)(c)1	<input type="text" value=""/>	<input type="text" value=".00"/>
3. "	\$3 of the \$158 for violation of s. 316.074(1) or s. 316.075(1)(c)1	<input type="text" value=""/>	<input type="text" value=".00"/>
"	Total Amount Due	<input type="text" value=""/>	<input type="text" value=".00"/> 

**Sigma/Summation Button:** Calculates or recalculates the amounts entered.

**Section: Remit Taxes and Fees**

**Page: File & Pay**

Once your bank account information has been added and saved, you'll only need to select the account from which the funds are to be debited. You can also add another account to be used for a single submission. The added account information will not be saved for future use. You must go back to the bank data tab and save it there.

Welcome 106509, State of Florida Department of Revenue

Log off

Remittance Processing

Account Information | **Remit Taxes, Fees, and Fines** | Returned Item Repayment | Remittance History | Help (New Window)

History Back Forward

Session Key:: 10070100369 Period:: 6/14/2010 - 7/2/2010 View PDF Switch Period

Scroll down to view bank information and submit payment.

**Tax, Fine & Fee Totals**

	Amount
Interest Earned	\$0.00
Traffic Light Camera Fines - Local Gov.	\$0.00
Filing Fees	\$0.00
Child Support Fees	\$0.00
Motor Vehicles & Vessels	\$0.00
Natural Resources & Conservation	\$0.00
Traffic Light Camera Fines	\$0.00
Vital Statistics, Public Health, Tobacco	\$0.00
Deceptive & Unfair Trade	\$0.00
Domestic Relations	\$0.00
Crimes & Criminal Procedure	\$0.00
Additional Court Costs	\$0.00
<b>TOTAL:</b>	<b>\$0.00</b>

RED LIGHT CAMERA SYSTEM  
DEPARTMENT OF REVENUE

Section: *Remit Taxes and Fees*

Page: *File & Pay (cont'd)*

RED LIGHT CAMERA SYSTEM  
DEPARTMENT OF REVENUE

Pay: Florida Department of Revenue  
ZERO AND ZERO/100 DOLLARS

\$0.00

I hereby authorize the Department of Revenue to process this ACH transaction and to debit the account identified below. I understand that there may be service charges assessed on any transactions not honored by my bank.

Routing No.	Account No.	Account Nickname	Bank Name	Account Type	Primary
211372378	XXXXXXXXX9870	WACHOVIA BANK	UniBank for Savings	Checking ▾	<input checked="" type="checkbox"/>
063113015	XXX5678		Capital City Bank	Checking ▾	<input type="checkbox"/>

Use other account for this remittance only:

Routing No.	Account No.	Bank Name	Type
			▾

Contact Name: \*

Contact Phone: \*

Contact Email: \*

**Section: Returned Item Repayment**

Once you have submitted your file using the new system, your submissions will be stored for review in the *Remittance History* area. They will also be listed here (every remittance will be listed here until the detail is posted and the payment is fully processed between financial institutions; **do not assume that because a remittance is listed here it represents a failed payment**). To replace a failed payment, simply select the item that failed, then click "Select" to proceed to the payment screen. **Note** that failed items from the old system cannot be repaid on the new system. Contact the DOR's Helpdesk for assistance.

Welcome 106509, State of Florida Department of Revenue

Remittance Processing

Account Information | Remit Taxes, Fees, and Fines | **Returned Item Repayment** | Remittance History | Help (New Window)

History Back Forward

Portal Favorites

Please select a session for repayment:

Select

Session Number	Session Description	Start Date	End Date	Amount	Created On
10062800353	RT1	6/28/2010	6/28/2010	\$12.00	6/28/2010

Row 1 of 1

Local intranet

**Section: Returned Item Repayment**

The failed item and its detail have been selected and now the user will select the bank account from which to make the replacement payment. Submit payment. No guessing about dollar amount and no need to re-enter line items.

Welcome 106509, State of Florida Department of Revenue

Remittance Processing

Account Information | Remit Taxes, Fees, and Fines | **Returned Item Repayment** | Remittance History | Help (New Window)

History | Back Forward

Portal Favorites

▸ New Folder

Scroll down to view bank information and submit payment.

**Tax, Fine & Fee Totals**

Previous Session #: 10062800353

	Amount
Interest Earned	\$0.00
Traffic Light Camera Fines - Local Gov.	\$12.00
Filing Fees	\$0.00
Child Support Fees	\$0.00
Motor Vehicles & Vessels	\$0.00
Natural Resources & Conservation	\$0.00
Traffic Light Camera Fines	\$0.00
Vital Statistics, Public Health, Tobacco	\$0.00
Deceptive & Unfair Trade	\$0.00
Domestic Relations	\$0.00
Crimes & Criminal Procedure	\$0.00
Additional Court Costs	\$0.00

Row 4 of 15

**TOTAL:** \$12.00

RED LIGHT CAMERA SYSTEM  
DEPARTMENT OF REVENUE

Pay: Florida Department of Revenue **\$12.00**  
TWELVE AND ZERO/100 DOLLARS

**Section: History**

Enter a date range to view past submissions. Click "Submit."

The screenshot shows a web browser window displaying the 'Remittance History' page of the State of Florida Department of Revenue. The page header includes the 'my' logo, a green banner with 'Welcome 106509,' and the 'State of Florida Department of Revenue' logo. A 'Log off' link and a 'Services' icon are in the top right. A blue navigation bar contains 'Remittance Processing' and a menu of options: 'Account Information', 'Remit Taxes, Fees, and Fines', 'Returned Item Repayment', 'Remittance History', and 'Help (New Window)'. Below the navigation bar, a breadcrumb trail shows 'History' with 'Back' and 'Forward' links. The main content area is a large light blue rectangle with a dotted border. Inside this area, the text 'Please enter a date range for history retrieval' is displayed above a 'Date range:' label. Two date input fields are present: the first contains '6/15/2010' and the second contains '6/29/2010'. To the right of the second date field is a yellow 'Submit' button. On the left side of the main content area, there is a 'Portal Favorites' section with a list icon and a square icon. The browser's status bar at the bottom shows 'Done' on the left and 'Local intranet' on the right.

**Section: History**

This is a listing of all submissions through the new remittance system. A later enhancement will provide the user with a detailed summary of each submission.

The screenshot shows a web browser window titled "History - SAP Enterprise Portal 6.0 - Microsoft Internet Explorer provided by Florida Department of Revenue". The address bar shows the URL "http://sdrpor07.dor.state.fl.us:50000/irj/portal". The page header includes "Welcome Alachua County" and "State of Florida Department of Revenue". The main content area is titled "History" and contains a form for date range selection. Below the form is a table with the following data:

Session Key	Description	Start Date	End Date	Amount	Created On	Bank Conf #	Original Session	Status
06022800046	PAB Test 1	2/1/2006	2/28/2006	\$28,659.69	2/28/2006	66378	0000000000	Payment scheduled and Return Submitted